



City of Oak Harbor Windjammer Park Design

- [Welcome](#)
- [Overview](#)
- [Phase 1 Design](#)
- [Splash Park](#)
- [Plaza](#)
- [Kitchens](#)
- [Pavilion](#)
- [Park Furnishings](#)
- [Future Phases](#)
- [Your Thoughts](#)

Welcome

Welcome! This website is available from August 24 - September 7, 2017. Here you can learn about updates to Windjammer Park and view the Phase 1 design.

How to use the online open house

- Each tab above represents a section of this website.
- Navigate the sections by either clicking the arrow or the tabs above.
- Share your ideas and feedback.
- You can take notes below as you move through the tabs and then submit them on the "Your Thoughts" page.



Community members provide input on Phase 1 design inspirations.

Please check the boxes next to the statements that apply to you.

- I live in Oak Harbor.
- I work in Oak Harbor.
- I visit Oak Harbor.

If you would like to receive weekly email updates about Windjammer Park and the Clean Water Facility, please list your email address below.

Submit

Take notes as you go

Use this field to jot notes for yourself as you move through the online open house. Your notes on each page will transfer to the comment form.

Take notes here.

Sign up

If you would like to receive email updates about Windjammer Park and the Clean Water Facility, please enter your email below.

Submit

Share this site with others













Contact:

EMAIL: treatmentplant@oakharbor.org
 WEB: www.oakharborcleanwater.org/Park
 PHONE: [360-914-7000](tel:360-914-7000)





City of Oak Harbor Windjammer Park Design

Welcome  Overview  Phase 1 Design  Splash Park  Plaza  Kitchens  Pavilion  Park Furnishings  Future Phases  Your Thoughts 

Overview

Windjammer Park Integration Plan

Building the Clean Water Facility in the park presented a unique opportunity to develop a long-term plan for Windjammer Park. City Council adopted the [Windjammer Park Integration Plan](#) in mid-2016 after gathering feedback from the community. This included engaging a Community Advisory Group, two in-person public meetings, one online public meeting, newsletters, and updates to City Council. Phase 1 of the Plan is currently in design.

For more information on how the community influenced the Windjammer Park Integration Plan, check out the [project webpage](#).

Community Priorities for Phase 1 Park Design

We asked for early community feedback on Phase 1 design in January 2017. We heard:

- Restrooms, walkways, a nature play area, park furnishings, and a splash park are the highest priorities.
- Preferences for a natural, simple aesthetic for most park design elements.
- Need for park spaces that can be used for multiple purposes, such as markets, fairs, and open space. This might include weather protection and lighting for year-round and nighttime events.
- Excitement for kid-friendly spaces and activities in Oak Harbor.
- Security and safety in the park is important.



Today's Windjammer Park, looking west towards the gazebos.



The future pavilion, next to a new parking lot.



The current playground, looking east.



The future splash park and nature playground.



The current playground, looking south towards



The future splash park.



The current lawn, looking east towards the parking lot.



The future plaza, between the Clean Water Facility and the splash park.

Take notes as you go

Use this field to jot notes for yourself as you move through the online open house. Your notes on each page will transfer to the comment form.

Take notes here.

participate.online
powered by EnviroIssues

Copyright ©2017 [EnviroIssues](#)

Contact:

EMAIL: treatmentplant@oakharbor.org

WEB: www.oakharborcleanwater.org/Park

PHONE: [360-914-7000](tel:360-914-7000)



City of Oak Harbor Windjammer Park Design

- Welcome
- Overview
- Phase 1 Design
- Splash Park
- Plaza
- Kitchens
- Pavilion
- Park Furnishings
- Future Phases
- Your Thoughts

Phase 1 Design Area

The project team has been busy working to incorporate community feedback and preferences into the updated park design.

- Phase 1 also includes:**
- Park furnishings, including picnic tables, benches, and bike racks
 - Network of walkways
 - 3 wind shelters
 - New plantings and landscaping
 - Enhanced open spaces



Windjammer Park Phase 1 includes the blue shaded areas. *Click to enlarge.*

Schedule

DEC 2015 - JUNE 2016	JULY 2016 - DEC 2017	2018
<p>Windjammer Park Integration Plan</p> <ul style="list-style-type: none"> City Council adopts Plan in June 2016 5 Community Advisory Group meetings 2 open houses Ongoing updates to City Council and boards/commissions 	<p>Design</p> <ul style="list-style-type: none"> Phase 1 design complete in fall 2017 2 open houses Ongoing updates to City Council and boards/commissions 	<p>Construction</p> <ul style="list-style-type: none"> Ongoing updates to City Council, boards/commissions, and the public

Windjammer Park Integration Plan and Phase 1 schedule. *Click to enlarge.*

Take notes as you go

Use this field to jot notes for yourself as you move through the online open house. Your notes on each page will transfer to the comment form.











Take notes here.

Contact:

EMAIL: treatmentplant@oakharbor.org
 WEB: www.oakharborcleanwater.org/Park
 PHONE: 360-914-7000



City of Oak Harbor Windjammer Park Design

- Welcome 
- Overview 
- Phase 1 Design 
- Splash Park 
- Plaza 
- Kitchens 
- Pavilion 
- Park Furnishings 
- Future Phases 
- Your Thoughts 

Splash Park and Nature Play Area

Wish you had a way to beat the heat? The splash park's interactive features are designed with summer in mind, but can be used as play structures in all seasons. The nature play area next to the splash park adds to the year-round fun. The nearby lawn provides flexible open space.



Splash park, looking south towards Oak Harbor Bay. [Click to enlarge.](#)



Splash park and nature play area, looking east. [Click to enlarge.](#)



The nature play area, lawn, and splash park, looking northwest, with the plaza to the north. [Click to enlarge.](#)



The splash park and nature play area are located next to Oak Harbor Bay. [Click to enlarge.](#)

What we heard and incorporated:

- Include elements for multiple age groups and comfortable areas for adults
- Prioritize safety
- Use materials that require minimal upkeep
- Off-season use is a must

The renderings show Phase 1 intermediate design, which is still in progress and may change.

Take notes as you go

Use this field to jot notes for yourself as you move through the online open house. Your notes on each page will transfer to the comment form.

Take notes here.

Contact:

EMAIL: treatmentplant@oakharbor.org
 WEB: www.oakharborcleanwater.org/Park
 PHONE: [360-914-7000](tel:360-914-7000)



City of Oak Harbor Windjammer Park Design

- Welcome
- Overview
- Phase 1 Design
- Splash Park
- Plaza**
- Kitchens
- Pavilion
- Park Furnishings
- Future Phases
- Your Thoughts

Public Plaza

The Oak Harbor community hosts several signature events throughout the year. The plaza will showcase and support these events and include new amenities, like utility hook-ups.



The public plaza, looking east towards the Clean Water Facility. *Click to enlarge.*



The public plaza is located between the splash park and the Clean Water Facility. *Click to enlarge.*

What we heard and incorporated:

- Ensure plaza can hold weight of vehicles for car show and other events
- Design plaza to be usable for multiple types of events

We're also working with the Oak Harbor Art Commission to incorporate public art in the plaza and other areas around the park.

The renderings show Phase 1 intermediate design, which is still in progress and may change.



Overview look at the public plaza and surrounding areas. *Click to enlarge.*

We know the Whidbey Island Marathon, Fourth of July, and car show are longstanding community events at Windjammer Park. What other events or activities should we keep in mind when preparing for construction (planned for early 2018)?

Submit

Take notes as you go

Use this field to jot notes for yourself as you move through the online open house. Your notes on each page will transfer to the comment form.

Take notes here.

Contact:

EMAIL: treatmentplant@oakharbor.org
WEB: www.oakharborcleanwater.org/Park
PHONE: [360-914-7000](tel:360-914-7000)

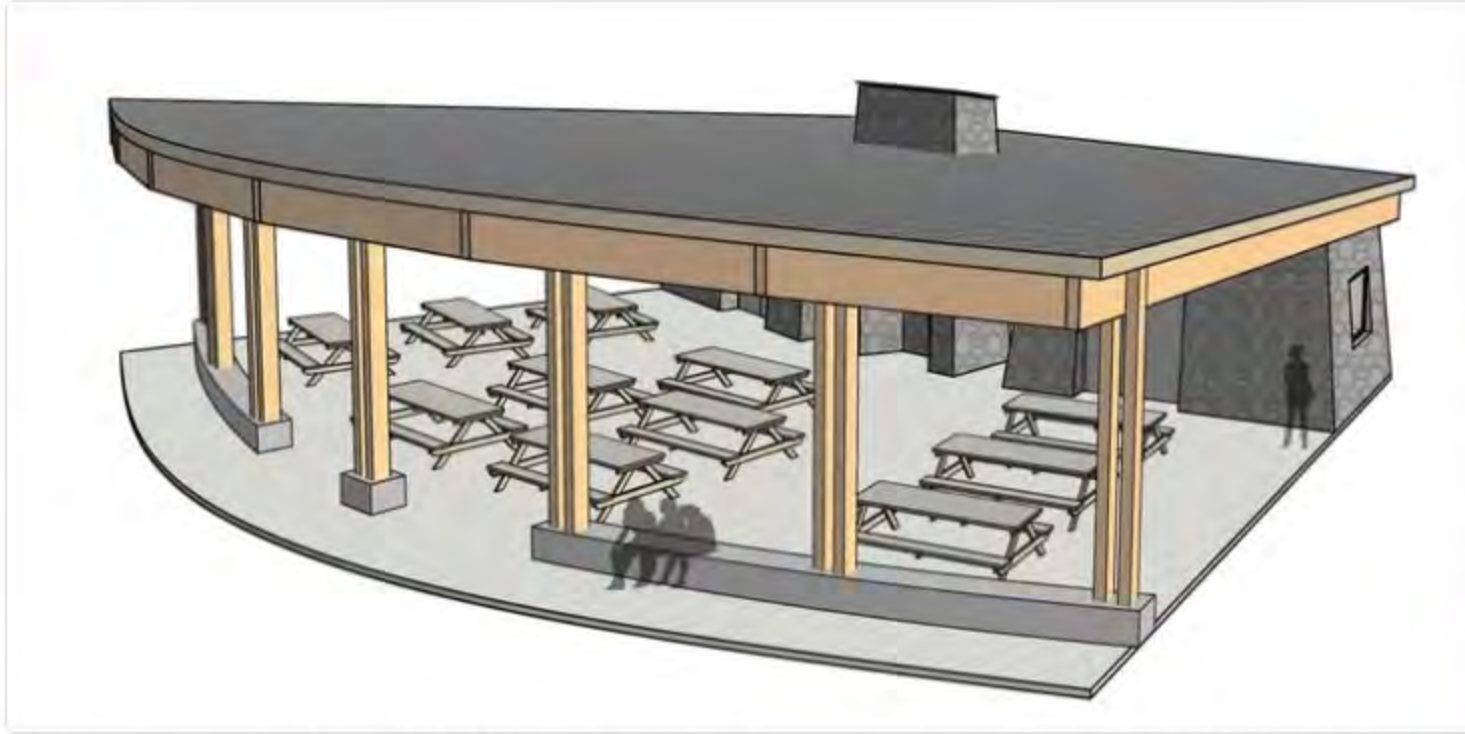


City of Oak Harbor Windjammer Park Design

- Welcome
- Overview
- Phase 1 Design
- Splash Park
- Plaza
- Kitchens
- Pavilion
- Park Furnishings
- Future Phases
- Your Thoughts

Kitchens

Oak Harbor is always cooking up new ways to connect with neighbors. These new kitchens will have an updated, open design with plenty of shaded seating and amenities such as countertops, sinks, and a service window.



The eastern kitchen will be able to hold one small gathering; the western kitchen (design shown here) will be able to hold two small gatherings or one large gathering. *Click to enlarge.*



The kitchen area from above. The area surrounding the kitchen will be flat, similar to the plaza, for additional event space.



Two kitchens will be included in the park: one on the west side near the sport courts and one east of the nature play area. Both are near parking areas. *Click to enlarge.*

What we heard and incorporated:

- Kitchens should protect users against the elements
- Kitchens should allow for views of the water

Kitchen design provides ample seating, shade from the sun and shelter from rain. The two kitchens are positioned in locations where they will provide the best shelter from the wind.

The renderings show Phase 1 intermediate design, which is still in progress and may change.

Take notes as you go

Use this field to jot notes for yourself as you move through the online open house. Your notes on each page will transfer to the comment form.











Take notes here.

Contact:

EMAIL: treatmentplant@oakharbor.org
 WEB: www.oakharborcleanwater.org/Park
 PHONE: [360-914-7000](tel:360-914-7000)



City of Oak Harbor Windjammer Park Design

- Welcome 
- Overview 
- Phase 1 Design 
- Splash Park 
- Plaza 
- Kitchens 
- Pavilion 
- Park Furnishings 
- Future Phases 
- Your Thoughts 

Gateway Pavilion

The gateway pavilion will welcome visitors to the park and highlight views of Oak Harbor Bay. The pavilion will replace the current gazebos to provide sheltered space for events and provide a stage for performances of all sizes.



The gateway pavilion, looking northwest. The rendering shows Phase 1 intermediate design, which is still in progress and may change. *Click to enlarge.*



The pavilion will be located near the northwest parking area. *Click to enlarge.*

What we heard and incorporated:

- A stage or amphitheater for concerts would be a great addition to the park

Take notes as you go

Use this field to jot notes for yourself as you move through the online open house. Your notes on each page will transfer to the comment form.

Take notes here.

Contact:

EMAIL: treatmentplant@oakharbor.org
 WEB: www.oakharborcleanwater.org/Park
 PHONE: [360-914-7000](tel:360-914-7000)



City of Oak Harbor Windjammer Park Design

- Welcome 
- Overview
- Phase 1 Design
- Splash Park
- Plaza 
- Kitchens
- Pavilion
- Park Furnishings
- Future Phases 
- Your Thoughts 

Park Furnishings

The little details in the park need to match the bigger elements, like the plaza and splash park. Lighting will be situated in the park to reduce impact on the environment, sea life, and nearby residences.



One type of park bench; there will be a full range of convenient seating.



Bike rack.

What we heard and incorporated:

- Simple, comfortable designs are preferred

Simple, wooden furnishings and amenities have been selected to reflect the park's natural beauty and prioritize comfort. These also integrate with the aesthetic of the new Clean Water Facility, which was selected by the community.

The park furnishings present potential opportunities for public art. We're working with the Oak Harbor Art Commission to include art of all sizes and uses throughout the park.



Light pillars.



Light bollards.



Example trash can design.



Example tree grate design.

Take notes as you go

Use this field to jot notes for yourself as you move through the online open house. Your notes on each page will transfer to the comment form.

Take notes here.

Contact:

EMAIL: treatmentplant@oakharbor.org

WEB: www.oakharborcleanwater.org/Park











PHONE: [360-914-7000](tel:360-914-7000)

participate.online
powered by EnviroIssues

Copyright ©2017 EnviroIssues



City of Oak Harbor Windjammer Park Design

- Welcome 
- Overview 
- Phase 1 Design 
- Splash Park 
- Plaza 
- Kitchens 
- Pavilion 
- Park Furnishings 
- Future Phases 
- Your Thoughts 

Future Phases

Park fun doesn't stop here! Phase 1 is the first of multiple phases of Windjammer Park design. Future phases will implement more elements of the Windjammer Park Integration Plan.

The phases are planned to be completed in the order indicated on the map to the right. Phases 1, 1B, and parts of Phases 2 and 3 are currently at intermediate design. The ballfields will be relocated within Oak Harbor before Phase 5 construction begins.



Phases of Windjammer Park design. *Click to enlarge.*

The Windjammer Park Integration Plan includes the items listed below. What are you excited to see in the future phases of the park?

- Amphitheater
- Grand entrance
- Multi-use lawn
- Nature walk
- Renovated lagoon
- Shelters (additional)
- Small playground (additional)
- Waterfront trail

Submit

Take notes as you go

Use this field to jot notes for yourself as you move through the online open house. Your notes on each page will transfer to the comment form.

Take notes here.

Contact:

EMAIL: treatmentplant@oakharbor.org
 WEB: www.oakharborcleanwater.org/Park
 PHONE: [360-914-7000](tel:360-914-7000)



City of Oak Harbor Windjammer Park Design

- Welcome
- Overview
- Phase 1 Design
- Splash Park
- Plaza
- Kitchens
- Pavilion
- Park Furnishings
- Future Phases
- Your Thoughts

Your Thoughts

Thanks for taking the time to check out the new Windjammer Park. We're excited to update the park for the Oak Harbor community.

We want to hear from you! Please share your thoughts on the updated Phase 1 design.



An Oak Harbor community member comments on plantings at a previous public meeting.

What are you most excited about in the new Windjammer Park? (Check all that apply.)

- Gathering in the new kitchens
- Watching a performance at the new pavilion
- Attending a community event in the new public plaza
- Playing in the splash park
- Playing in the nature play area
- Enjoying the view
- Other - Write In

What other comments do you have for the design team? (This is a great place to list any notes you took throughout the open house using the "Take Notes as You Go" tool below.)

Submit

Take notes as you go

Use this field to jot notes for yourself as you move through the online open house. Your notes on each page will transfer to the comment form.

Take notes here.

Sign up

If you would like to receive email updates about Windjammer Park and the Clean Water Facility, please enter your email below.

Submit

Share this site with others



Contact:

EMAIL: treatmentplant@oakharbor.org
 WEB: www.oakharborcleanwater.org/Park
 PHONE: [360-914-7000](tel:360-914-7000)

