



PROPOSED PARK ELEMENTS	
A	SPLASH PARK
B	RENOVATED LAGOON
C	EVENTS PLAZA
D	STAGE/AMPHITHEATER
E	WATERFRONT TRAIL
F	MULTI-USE LAWN
G	PLAYGROUNDS
H	LANDSCAPE AND GARDENS
I	BEACH ACCESS
J	GATEWAY ENTRANCE
K	RV PARK



PROPOSED PARK ELEMENTS	
A	SPLASH PARK
B	RENOVATED LAGOON
C	EVENTS PLAZA
D	STAGE/AMPHITHEATER
E	WATERFRONT TRAIL
F	MULTI-USE LAWN
G	PLAYGROUNDS
H	LANDSCAPE AND GARDENS
I	BEACH ACCESS
J	GATEWAY ENTRANCE
K	BASEBALL FIELDS



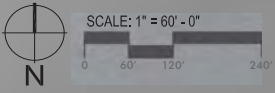
North Park Redevelopment Area
(NOT IN CURRENT INTEGRATION PLAN STUDY)

CLEAN WATER FACILITY

SE BAYSHORE DR

PROPOSED PARK ELEMENTS

- A** SPLASH PARK
- B** RENOVATED LAGOON
- C** EVENTS PLAZA
- D** STAGE/AMPHITHEATER
- E** WATERFRONT TRAIL
- F** MULTI-USE LAWN
- G** PLAYGROUNDS
- H** LANDSCAPE AND GARDENS
- I** BEACH ACCESS
- J** GATEWAY ENTRANCE
- K** POTENTIAL COMMUNITY CENTER LOCATION



PROPOSED PARK ELEMENTS

- | | | |
|-----------------------------|--------------------------------|------------------------------------|
| A SPLASH PARK | G PLAYGROUNDS | M RESTROOM |
| B RENOVATED LAGOON | H LANDSCAPE AND GARDENS | N WINDSHELTER |
| C EVENTS PLAZA | I BEACH ACCESS | O NATURE WALK |
| D STAGE/AMPHITHEATER | J GATEWAY ENTRANCE | P WETLAND ENHANCEMENT |
| E WATERFRONT TRAIL | K PARKING | Q KAYAK CAMPGROUND |
| F MULTI-USE LAWN | L KITCHENS | R NON MOTORIZED BOAT LAUNCH |



PARK BY NUMBERS

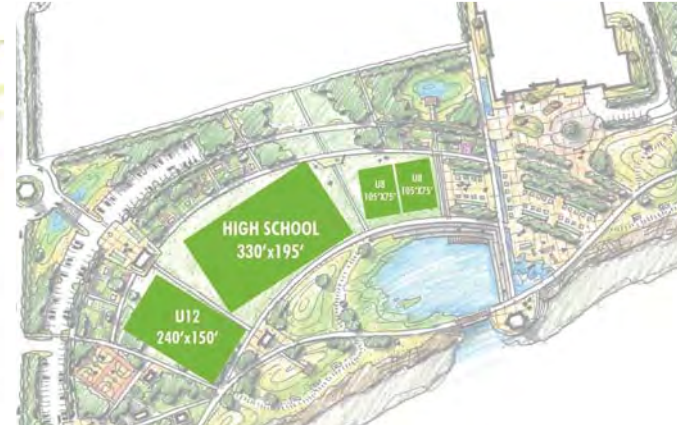
ACRES	~28.5
WATERFRONT TRAIL	~2,315 feet
PLAYGROUNDS	3
HARD COURTS	2
EVENTS SPACE	2
MULTI-USE LAWN	~6.5 acres
STAGE	2
KITCHEN	3
BATHROOM	3
PARKING SPACES	225
SHELTERS	5
WINDSHELTERS	6



1 Grand Entrance with Windmill



2 DIAGRAM: Community Center



3 DIAGRAM: Multi-use Lawn



1 Hardcourts



2 Waterfront Trail




3 Playground



4 Overlook

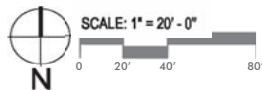


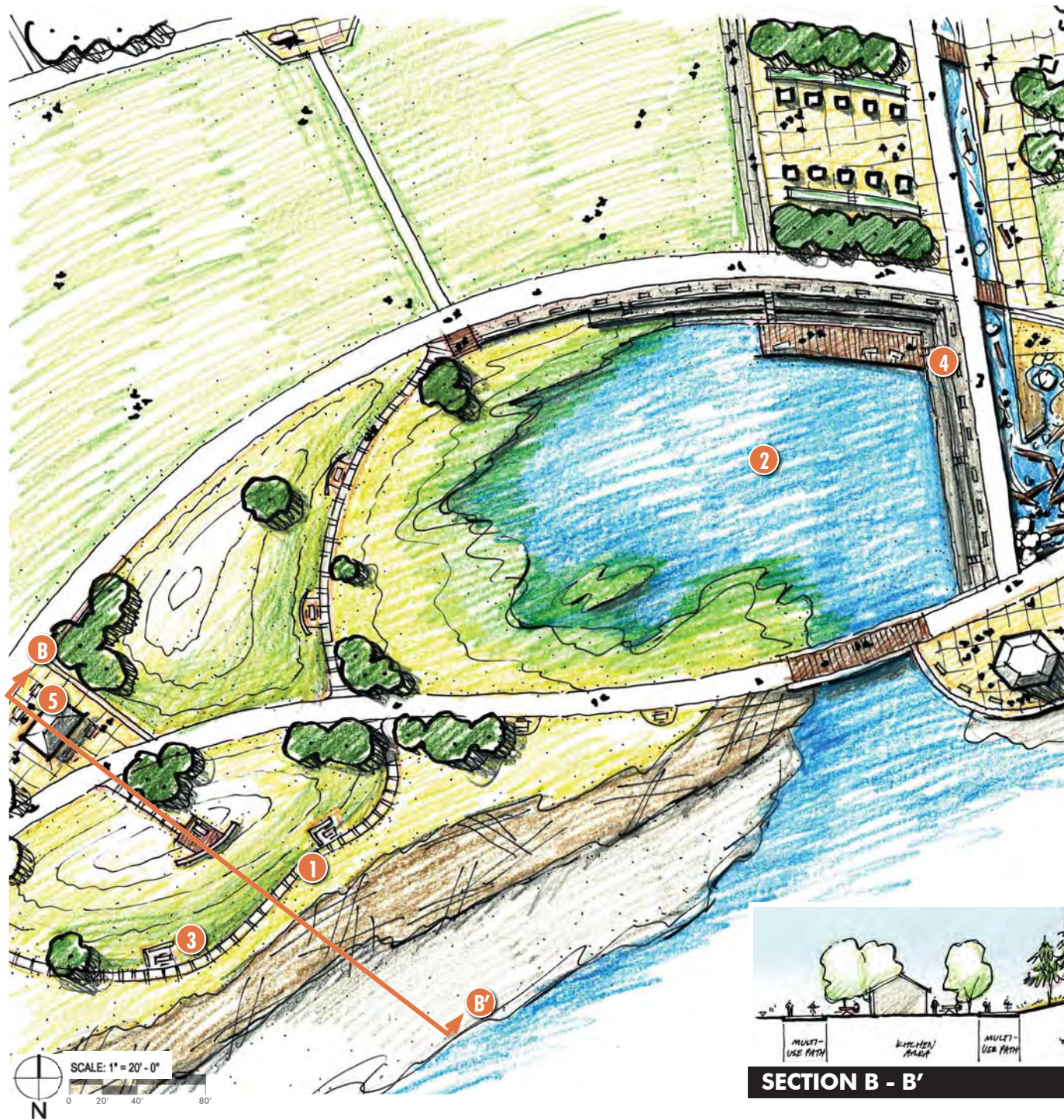
5 Kitchen/Restroom




SECTION A-A'

SCALE: 1" = 30'





1 Dune Walk



2 Renovated Lagoon



3 Wind Shelter



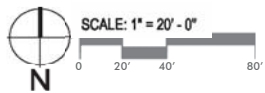

4 Concrete Steps




5 Kitchen/Shelter



SECTION B - B' SCALE 1" = 30'



1 Stage/Amphitheater




2 Fountain



3 Splash Park and Playground



4 Events Plaza



1 Playground



2 Park and View



SECTION C-C'

1" = 30'



3 Multi-use Lawn



4 Overlook