

# City of Oak Harbor Clean Water Facility Project



## Windjammer Park Design Feedback Summary

February 14, 2017

### Overview

The Oak Harbor Clean Water Facility team developed a Windjammer Park Integration Plan in 2016 with input from the public and a community advisory group. The city was given a unique opportunity to develop a long-term plan for the park due to park mitigation necessitated by the building of the future Clean Water Facility in Windjammer Park. The Oak Harbor City Council approved the Windjammer Park Integration Plan in mid-2016. Following the approval of the Integration Plan, the project team sought community feedback on more specific design inspirations for the park. This feedback will inform the 30% design of the park.

### Executive Summary

The city paired an in-person open house, held on January 12, with an online open house to expand opportunities for public input. The online open house lasted two weeks, January 12 – 26. A total of 47 people attended the in-person open house, with 120 people signing into the online open house, many providing their feedback and comments. Both open houses asked the same questions of participants, gathering feedback on current park use, style inspirations for park elements, desires for future park use and general feedback. The survey utilized sample images to represent potential future park elements and a range of architectural styles being considered for the 30% design.



*47 people attended the Jan. 12 open house; 120 people signed into the online open house that ran through Jan. 26*

Overall, respondents communicated significant community enthusiasm for the park in their comments. The following themes emerged from a review of all comments received:

- A third of respondents are **regular users of Windjammer Park**, visiting on a weekly basis, with a majority of all visitors using the park to walk along the beach, exercise and attend large events. Participants spoke to a wide range of interest in future park use, including for recreation, better access to the beach and swimming and family-friendly facilities.

- **Respondents identified their highest priority elements for the new park design as being restrooms, walkways, a nature play area, park furnishings and a splash park.** Parking was noted as a lower priority than these elements, but was a higher priority than a plaza, wind shelter, sports courts or kitchens.

- **A natural, simple aesthetic was preferred for most park design elements.**

Respondents requested that the park reflect Oak Harbor and Whidbey Island's natural beauty, including the use of wood, native plants and trees, such as the Garry Oak, as well as preservation of good sightlines to the water. Many commenters discussed their interest in greater integration of nature and built features such as the plaza, pathways and play areas. Comments focused on aesthetic preferences, as well as concerns about the tradeoffs between cost, maintenance and durability of new park features.

- Respondents reflected an interest the ability of the **park's spaces to be used for multiple purposes**, including for gatherings, concerts and other events. This included support for elements that would allow spaces to be used more year round (weather protection) and for nighttime events (lighting). Many comments suggested new park elements would provide something that is currently lacking in the city.

- Respondents expressed **excitement about the potential for new kid-friendly activities in the city.** There was broad interest for a new splash park, open spaces, and play areas appropriate for children of all ages and abilities. Some commenters felt that these facilities should be smaller, with greater emphasis on wide open spaces and trails, while others were interested in larger or more fully-featured facilities, such as interactive water features or different play areas for toddlers and older children.

- Respondents reflected a desire to **make sure the park is secure and safe**, during the day and at night, including design that ensures good sightlines, lifeguard areas, appropriately designed play structures, and furnishings that deter vandalism or can be cost-effectively restored if damaged.



*Participants provided feedback on their style preferences for several park elements*

- **RV parking removal was a concern** raised by respondents, with a desire for additional RV parking spots and hookups, or the ability to host larger RVs.

Regarding style inspirations for specific elements, responses generally reflected the following:

- **Plaza:** preference for open space with a natural aesthetic that can be used for a wide variety of events
- **Splash park:** preference for natural imagery and desire to use area at night with lighting
- **Nature play area:** general agreement that a playground will be fun for kids
- **Wind shelters:** interest in prioritizing visibility and views
- **Kitchens:** concern that kitchens may not protect users against the elements
- **Restrooms:** appreciation for visually appealing exteriors
- **Walkways and paths:** preference for natural aesthetic and reminders that paths should be wheelchair accessible
- **Furnishings:** preference for comfortable and simple designs

### Notifications

The project team advertised both in-person and online open houses between January 5 and 26.

Notifications included:

- Whidbey News-Times ad (print)
- Slide on Channel 10
- Postcard sent to all residents within Oak Harbor city limits
- Facebook post on the City page (note: The Friends of Windjammer Park Facebook account also published a post linking to the online open house)

The following table includes notification type and estimated circulation.

Type	Publication	Circulation (estimated)
Print	Whidbey News-Times (January 7)	4,900
Television	Channel 10 ad	N/A
Direct mail	Postcard	8,000
Social media	Facebook	N/A

### Attendance and visitor statistics

- In-person open house attendance: 47
- In-person comment forms completed: 13
- Online Open House feedback received: 120 commenters signed in

### Summary of Responses

The following includes a summary of responses received through both the January 12 open house and the online open house, open through January 26. The response summary provides information on each question that was asked of participants of both the in-person and online events, including counts and percentage of responses, as well as themes from open-ended responses. The full text of open-ended responses for each question is provided in Appendix 1. Several questions relied on images to convey various style inspirations for future park elements. Images are included within the summary, as well as in Appendix 3 (online open house content).

## Current park use

1. **How often do you visit Windjammer Park? Choose the option that best fits your habits.**

Answer	Count	Percent
<b>Once a week or more</b>	<b>40</b>	<b>34%</b>
Every other week	20	17%
Once a month	22	19%
Every other month	5	4%
Only in the summer time	14	12%
A few times per year	16	14%
Never	1	1%
<i>Total responses</i>	<i>118</i>	

2. **What is the most common reason you visit Windjammer Park (select one)?**

Answer	Count	Percent
<b>Personal activities/events</b>	<b>108</b>	<b>92%</b>
Attending public events	9	8%
Hosting public events	0	0%
<i>Total responses</i>	<i>117</i>	

## Prioritizing elements



1. **Please list the order in which you would implement these park elements, based on your personal uses and activities.**

- Basketball/sport courts (11)
- Kayak launch (8)
- Kitchens (12)
- Maintenance facility (13)
- **Nature play area (4)**
- **Network of walkways (1)**
- **Park furnishings (benches, lighting, picnic table, etc. (3)**
- Park parking (6)
- Plaza (9)
- **Restrooms (2)**
- **Splash park (5)**
- Wetland enhancements (7)
- Wind shelters (10)



## Style inspirations for park elements

1. **The plaza is located directly south of the future Clean Water Facility. Which style inspiration do you prefer for the plaza?**



Answer	Count	Percent
<b>A</b>	<b>34</b>	<b>36%</b>
B	10.5*	11%
<b>C</b>	<b>32.5*</b>	<b>34%</b>
D	18	19%
<i>Total responses</i>	<i>95</i>	

\*One in-person open house participant placed a dot between options B and C.


2. **Why do you prefer the style inspiration you indicated above for the plaza?**

71 participants responded to this question. Themes from comments on the most popular options included:

- Appreciation for open space (9)
- Appreciation for a plaza that could be used for multiple purposes, including events (8)
- Appreciation for a natural (7) and simple (3) aesthetic
- Call for including Garry Oaks near the future plaza (4)
- Dislike for sculptures (3)

Commenters supporting the other style options appreciated a more modern aesthetic, as well as multi-use space and the potential for event programming.

3. **The splash park will be centrally located near the plaza and nature play area. Which style inspiration do you prefer for the splash park?**



Answer	Count	Percent
A	8	8%
<b>B</b>	<b>36</b>	<b>38%</b>
C	15	16%
D	14	15%
<b>E</b>	<b>23</b>	<b>24%</b>
<i>Total responses</i>	<i>96</i>	

4. **Why do you prefer the style inspiration you indicated above for the splash park?**

76 participants responded to this question. Themes from comments on the most popular options included:

- Appreciation for natural imagery in the splash park (15)
- Interest in using the splash park for events in off seasons or times, or play at night, with lighting (13)
- Appreciation for local/Pacific Northwest imagery in the splash park (5)
- Interest in interactive features
- Safety concerns regarding tripping or slipping (3)

Comments on the other options included interest in maximizing the use of space, the incorporation of sea life imagery, options that were smaller, safer and less expensive.

5. **The nature play area will be located near the splash park. The area will provide a safe, fun place for children to play on structures to reflect Oak Harbor's natural beauty. Which style inspiration do you prefer for the nature play area?**



Answer	Count	Percent
<b>A</b>	<b>43</b>	<b>44%</b>
B	7	7%
C	11	12%
<b>D</b>	<b>36</b>	<b>37%</b>
<i>Total responses</i>	<i>97</i>	

6. **Why do you prefer the style inspiration you indicated above for the nature play area?**

67 participants responded to this question. Themes from comments on the most popular options included:

- Interest in equipment that is appropriate for smaller children, or can accommodate play of different ages and abilities (11). Some felt that the nature play area should have a separate toddler play area.
- Positive feedback on the natural look of several style inspirations (7)
- Appreciation for traditional playground elements, like slides (5)
- Concern about child safety on several elements (4)
- General agreement that a playground will be fun for kids

Comments supporting the other options focused on natural design elements and appreciation for designs that involved on climbing features.

**7. Wind shelters will be located near the beach. Which style inspiration do you prefer for wind shelters?**



Answer	Count	Percent
<b>A</b>	<b>22</b>	<b>23%</b>
<b>B</b>	<b>45</b>	<b>47%</b>
C	5	5%
<b>D</b>	<b>23</b>	<b>24%</b>
<i>Total responses</i>	<i>95</i>	

**8. Why do you prefer the style inspiration you indicated above for the wind shelters?**

72 participants responded to this question. Themes from comments on the most popular options included:

- Prioritizing visibility and views (13)
- Concern that some of the style inspirations would require more maintenance, especially for cleaning glass (10)
- Appreciation for natural style inspirations (4)

9. **The current kitchens in Windjammer Park are older, with simple amenities and exteriors. The new kitchens will feature updated exteriors and new amenities. Kitchens will be featured throughout the park. Which style inspiration do you prefer for park kitchens?**



Answer	Count	Percent
A	4	5%
B	36	41%
C	47	54%
Total responses	87	

10. **Why do you prefer the style inspiration you indicated above for the kitchens?**

64 participants responded to this question. Themes from comments on the most popular options included:

- Concern that kitchens may not protect users against wind, rain, and other weather (13)
- Interest in preserving views (12) and allowing in natural light (2)
- Appreciation for modern (6), open (5), and simple (4) design. References to other park shelters (Deception Pass State Park, Joseph Whidbey, Fort Nugent, and other "classic" CCC/WPA-style designs).
- Interest in unique features such as roll-up doors and multiple uses year round, including open space for large gatherings, seating and vendors.

Comments on the less popular option included that the design looked "old fashioned" or otherwise out of place.

11. **The current restrooms, like the kitchens, are older and feature simple amenities. The new restrooms will feature updated exteriors. Restrooms will be located throughout the park. Which style inspiration do you prefer for park restrooms? Each inspiration is a different type of restroom facility. The City's goal is a restroom that is safe, easily maintained, and uses potentially-manufactured products, such as a "Portland Loo," shown as B below.**



Answer	Count	Percent
A	29	34%
B	27	32%
C	16	19%
D	13	15%
Total responses	85	



12. **Why do you prefer the style inspiration you indicated above for the restrooms?**

67 participants responded to this question. Themes from comments on the most popular options included:

- Appreciation for visually appealing or unique designs (10)
- Positive feedback on a natural style inspiration (6)
- Desire for restroom with shower near the lagoon and/or beach (5)
- Appreciation for simple restrooms (5)

Comments on the other design options appreciated the aesthetics clean or artistic aesthetics, but were also concerned with cost, maintenance or limited facilities.

13. **A network of paths and walkways will wind through the future Windjammer Park. Which style inspiration do you prefer for the path/walkway network?**



Answer	Count	Percent
<b>A</b>	<b>42</b>	<b>43%</b>
B	9	9%
C	14	14%
<b>D</b>	<b>33</b>	<b>34%</b>
<i>Total responses</i>	<i>98</i>	

14. **Why do you prefer the style inspiration you indicated above for the paths and walkways?**

74 participants responded to this question. Themes from comments on the most popular options included:

- Appreciation for natural style inspirations (8)
- Desire for paths and walkways that are wheelchair, stroller, and walker accessible (6)
- Appreciation for open spaces in the park (6)
- Desire for a variety of walkway types, including bicycle paths (5)

Comments on the less popular options appreciated the varying textures, the integration with trees and seating.

15. Lastly, smaller park furnishings will be distributed throughout Windjammer Park. Furnishings include benches, picnic tables, trash cans, lighting, bike racks, etc. Which style inspiration do you prefer for park furnishings?



Answer	Count	Percent
<b>A</b>	<b>29</b>	<b>35%</b>
<b>B</b>	<b>18</b>	<b>21%</b>
<b>C</b>	<b>15</b>	<b>18%</b>
D	5	6%
<b>E</b>	<b>17</b>	<b>20%</b>
<i>Total responses</i>	<i>84</i>	

16. **Why do you prefer the style inspiration you indicated above for the park furnishings?** 65 participants responded to this question. Themes from comments on the most popular options included:

- Appreciation for comfortable (5) and simple (5) design
- Interest in durable materials and low-maintenance design (7)
- Interest in seating that provides good back support (4)
- Concern with the ability to damage caused by skateboarding and vandalism (4)

## Park operations

1. What do you do in the park now? (Check all that apply.)

Answer	Count	Percent
<b>Attend large events</b>	<b>67</b>	<b>62%</b>
Cook/grill	24	22%
<b>Exercise (i.e. running/walking on paths)</b>	<b>83</b>	<b>77%</b>
Host large family/organization events (renting spaces)	26	24%
<b>Picnic</b>	<b>54</b>	<b>50%</b>
Play sports	18	17%
Rest	53	49%
Swim	27	25%
<b>Use the playgrounds</b>	<b>57</b>	<b>53%</b>
<b>Viewing/casual seating</b>	<b>60</b>	<b>56%</b>
<b>Walking along the beach</b>	<b>91</b>	<b>84%</b>
Other	18	17%

18 participants indicated "other." Their comments included:

- Security patrols (2)
- Watching baseball (2)
- Walking dogs (2)
- Camping (2)
- Fly kites, models
- Attend large events

2. What do you wish you could do in the park? (Check all that apply.)

Answer	Count	Percent
<b>Concert (listen or perform)</b>	<b>73</b>	<b>68%</b>
<b>Cook/grill</b>	<b>45</b>	<b>42%</b>
Host large family/private events	35	32%
Host large community events	26	24%
Play a sport	10	9%
<b>Swim</b>	<b>41</b>	<b>38%</b>
Other	34	31%

34 participants indicated "other." Their comments included:

- Play in a splash park (6)
- Use kayak launches (5)
- Access beaches/walkways (4)
- Park RVs (4)
- Enjoy wildlife/birds and natural environment (3)
- Year round activities for kids (2)
- Access concessions
- Bocce courts
- Exercise stations

**3. What makes the activities you listed in question 2 difficult to do today?**

59 participants responded to this question. Answers included:

- Lack of facilities for events, cooking/eating and bathrooms (20)
- Cleanliness of the lagoon and safety for swimming (11)
- General enthusiasm for the splash park (6)
- Access to the park or beach, including driftwood piles (5)
- Weather limiting use (5)
- Other safety concerns (4)
- Need for additional camping areas or RV parking (2)
- Interest in greater balance between lawn/open space and native plants/landscape (1)

**4. Which of the following features would make the park more useful? (Check all that apply.)**

Answer	Count	Percent
Additional load/unload areas	20	19%
<b>Different kitchen/grill equipment</b>	<b>35</b>	<b>32%</b>
<b>More power outlets</b>	<b>34</b>	<b>31%</b>
<b>Other utility options (e.g. water)</b>	<b>29</b>	<b>27%</b>
Speaker system	22	20%
Other	24	22%

25 participants indicated "other." Their comments included:

- Better spaces for children to play (4)
- Better RV parking areas (4)
- Splash park/swimming (3)
- Free wi-fi (2)
- Covered areas (2)
- Outdoor movies
- More areas wit native plants
- Life guards



**5. To what extent do existing rentable spaces fit your needs? Please select the option most applicable to you.**

Answer	Count	Percent
I always find/am able to rent the space I need; they are adequate for my events.	4	7%
When I plan ahead, I am able to rent the space I need for my events.	<b>22</b>	<b>39%</b>
I am never able to reserve the space I need; they are always reserved.	9	16%
I would reserve/rent space, but they are too big for my gatherings.	4	7%
I would reserve/rent space, but they are too small for my gatherings.	7	12%
Other	11	19%
<i>Total responses</i>	<i>57</i>	

12 participants marked "other." Most of these comments indicated the participant did not and/or had never rented space.

**6. Current kitchen facilities in Windjammer Park rent for \$25 per day, with limited, rudimentary amenities (i.e. sink, counter, stove). Increasing amenities could require additional rental fees. To what degree would you be more or less likely to rent these facilities, if additional amenities were offered?**

Answer	Count	Percent
<b>Very likely to rent with more amenities and additional cost</b>	<b>27</b>	<b>28%</b>
<b>Somewhat likely to rent</b>	<b>36</b>	<b>38%</b>
<b>No opinion</b>	<b>29</b>	<b>30%</b>
Somewhat less likely to rent	2	2%
Will not rent with more amenities and additional cost	2	2%
<i>Total responses</i>	<i>96</i>	

**General feedback: 59 responses**

59 participants submitted additional comments about the initial design phase. Selected quotes are listed below and the complete list of comments is included in Appendix 1.

*"Since the splash park is considered seasonal, play structures in the splash park could double as playground equipment so the park area can still be used year round."*

*"Please include Garry Oaks in the final landscape plan. That is what Oak Harbor is named for."*

*"I like the natural look of the park. It's a truly beautiful park and while I agree that updates will be beneficial I think that using the natural beauty of the park is the best option. I think any structures should be durable, sturdy, and unable to be moved due to concerns about weather and vandalism."*

*"Review the RV park option. It's a big draw in OH. Perhaps locating the new RV park in the region of the old ball fields (after they are removed) would place the RV occupants within easy walking distance of downtown shops and restaurants, possibly increasing downtown tourism."*

*"Needs a designated bike/running path. So many of us use the paths for exercise but often cannot due to the crowds walking or standing on existing path. If a designated path was meant for exercise (not paved!), it would keep us out of their way."*

*"The general idea looks great. I'm a bit worried about secluded areas where crime could happen."*

### **What are you most excited to do in the future Windjammer Park?: 82 responses**

82 participants submitted additional comments regarding what they are most excited for in the future Windjammer Park. Selected quotes are listed below and the complete list of comments is included in Appendix 1.

*"Take kids to the splash park!"*

*"Event spaces & the utilities to support them (wifi, electric, water) & some "destination" spots (splash park, plaza, stage)"*

*"I think the plaza is a wonderful idea. It would be great for festivals and the farmers market. Will there be parking close enough to be useful?"*

*"Have an old fashioned Fourth of July, and the Big Car Show. Enjoy LOTS of grass, see the teen-agers able to play basketball, have a place for LITTLE children to play while the grade school age and older kids play in the logs ON THE BEACH."*

*"Walk the paths and trails, watch my kids play at the splash pad."*

*"Updated, facilities that aren't completely disgusting (namely bathrooms) and a place to hang out in the summer. Besides the lagoon and some park equipment... There's nothing to do down there. Certainly nothing spectacular or nice. I just want it to be a beautiful spot that we can be proud of... That people WANT to hang out at."*

### **Next Steps**

This summary, including all feedback received from the community, will be provided to the Oak Harbor City Council on February 7. The project team will take feedback from the community and City Council into consideration as they work towards to 30% design. The project team anticipates presenting the 30% design to City Council in April, at which point the community will be updated.

## **Appendices**

1. Open-ended question results
2. Notifications
3. Online Open House content

## Appendix 1: Open-Ended Question Results (in person and online open houses)

---

*Note: comments are verbatim as written.*

### Project elements

#### 2. **Why do you prefer the style inspiration you indicated above for the plaza?**

Comments related to plaza style "A"

Use of wood

---

I feel option A gives a more rural and natural arboretum type feel flowing right into the rest of the park with natural dunes and Garry Oaks along the way. This option also feels the most usable.

---

It's simple and open but the colors are fun

---

More natural

---

It feels more natural and green. - great place for picnics or study.

---

Natural elements integrated with seating areas

---

Seems the most family friendly.

---

Personal preference

---

Chairs

---

B is expensive with little actual use for people, C is entirely too urban for Oak Harbor, and D encourages people to be there after dark, which I discourage.

---

Trees and a deck

---

Because it's simple and won't distract from the natural beauty of the area.

---

Wooden walkways, minimalist furnishings, keep it simple.

---

We don't need a bunch of stupid sculptures. Waste of money

---

Individual seating and spaced out trees

---

Looks less complicated and fits our town better

---

The trees will grow to be majestic and beautiful. They should be Garry Oak trees.

---

Incorporating natural elements such as native Garry oak trees and native plants will give the plaza a natural look while still providing for functional gatherings.

---

It is pleasing to the eye and simple

---

We don't need room for more artwork. We need room for people!

---

The quietness, restfulness of the area. No loud music, cars racing here and there, etc.

---

Casual, friendly

---

Seems good no matter the weather (grass in C would be squishy), seems more natural than D, and B does not fit the Oak Harbor "vibe" - that's Seattle.

---

People aren't going to hang out in that space unless there is a place to sit. The ground is wet 75% of the year. So C doesn't work. The sculptures are worthless. Let people do things in this park.

---

More inviting.



Comments related to plaza style "B"

Also think there should be a larger plaza option for events

Blend in some "metro". Look @ connecting intersections @ Alderwood Mall in the outdoor section near Apple store. Walk those small spaces, little "pocket parks"

I like "pocket" parks w/ seating areas maybe small trees w/ white lights + some large open spaces for playing

I think a design similar to this looks very sharp and would blend well into the downtown area nearby  
Has more art and open walking areas.

Comments related to plaza style "C"

Less trees we have lots of parks with trees. We need open space for things like kites.

Maybe have a covered area?

I like places to gather & sit. Art. Open vistas. [btwn B & C]

The plaza should have lawn or some surface that is not impervious.

Green not concrete

It has grass and is more park-like.

It keeps the nature as a part of it.

Ware for the kids to play in

Because kids could use low level water to play in

Lots of space

Open. Airy.

I like the grassy area.

I like that the area is open and clean and multiple different activities could go on there.

It's nice and open with nice grassy areas and walkways.

More open for walkers and runners. Not a great deal of money for unnecessary sculptures.

It looks more natural with some walking trails and looks more kid friendly, which is very important to me.

it promotes exercise, walking, biking, etc

More uses than something unmovable.

Looks more family oriented. I'm not a big fan of big chunky art work by the beach nor do I care for seating area to many birds and bird poop

More pathway

It incorporates grass area within walk paths, and will fit in with the natural elements of the park.

I would like big open areas with paths, but also some plaza space for formal events like car shows, farmers markets. Plaza space should be multifunctional - maybe with play markings printed into the paving - such as mazes, a labyrinth, four-square boxes, hopscotch markings. Maybe have the arts commission incorporate paved artworks that would encourage scavenger hunts looking for artwork in the park. Need big grassy areas for dog agility shows and frisbee. any new trees should be pushed to the edges of the park to allow for kite flying, existing trees should be preserved.

versatility

Has hardscapes and grass areas

Clean and open design

Comments related to plaza style "D"

- Can facilitate multiple uses
- Supports more of a casual night life-- which seems to be lacking in OH.
- Fun, lighting is neat for night time, creative
- Beautiful to look at in the day. Something to see in oak harbor at night
- I think a flat open area will be more flexible for different kind of events.
- Seems more conducive to a wider variety of uses.
- Very inviting
- G2
- It looks like a structure that could support out door functions.
- Unique, eye catching. It
- Useful for festivals. People friendly and colorful.
- Plenty of space, yet still has wind and rain mitigation features
- Better for concerts

**4. Why do you prefer the style inspiration you indicated above for the splash park?**

Comments related to splash park style "A"

- I think option A is the best of the limited options presented. Certainly wish to see a substantially more amount of features and elements included. Please look to the spray park at Wright Park in Tacoma for inspiration.
- Fun design for kids. All are wonderful. 4 is also a top runner
- A. Maximizes use of space and seems safer for kids....
- I like the design
- Looks cool and people would have less accidents
- Lots of water but I would like a combination of A and B. My Grand Kids would Love that.
- Any style that is wide open. Putting in mind that there will be lots of people & for safety, it would be easier to keep an eye on your children. Options B & C have too many physical &/or visual barriers that kids can crawl on, or pedophiles can stand behind.
- Maximizes space

Comments related to splash park style "B"

- Looks like fun place to explores
- Make interactive so kids can turn fountains on-and-off, by pushing buttons or timbas
- This would be a fun venue for events like "crab cakes and cocktails" could have some outdoor heaters + obviously turn water off :)
- I like the natural look of this design. It would be nice if you could incorporate lighting and a way to use trhe space when it's too cold and too dark like afternoons or evenings in fall winter + spring. \*would be lovely w/ white lights in the trees could make it a multi-use element in the park.
- ENGAGING, INTER-ACTIVE NATURAL LOOKING. -HOPEFULLY LOW MAINTENANCE PER UNIT OF INTERACTIVE PLAY

It supports a more nature friendly aesthetic in a city that is making strides to grow in its concrete jungle appearance. I also love the lights to light up in the evening though. I think the park feels so less accessible in the evening.

---

Natural

---

More natural

---

It looks like it belongs on Whidbey Island.

---

I like the natural look

---

Kid friendly and PNW feel

---

Love the natural elements.

---

Looks like a more natural setting.

---

I like the natural look of option B and I think the look would keep continuity between the park/nature area and splash pad.

---

It's more natural.

---

I like the natural elements and that kids could climb and play in the water and have a more active time at the splash park.

---

I like the natural look of this option.

---

It would be nice to walk or play in the splash area.

---

I like B above, but think elements of C, D & E could be incorporated. Need to have some interactive features for kids, fountains that turn on and off, and maybe that can be activated by the kids themselves. Lighting would be nice for mood setting at night on special occasions, otherwise fountains need to be disabled at night so homeless people don't use them as showers.

---

Love how "natural" it looks. More entertaining as well.

---

What my kids chose.

---

Natural looking

---

I actually like most of the inspiration photos for the splash park, but I think the one I chose most suits the beautiful island we live on. The others seem like they belong in large cities.

---

You guys do realize a splash park will get used 2 months a year right?

---

Natural looking.

#### Comments related to splash park style "C"

---

I like local imagery - whales, sea lions, etc.

---

This could be made educational - and fun

---

Seems more kid friendly

---

Orca sculptures are nice addition

---

I think kids would enjoy it the most.

---

Looks fun.

---

NW themed So who gets to pay for the water ?? Will this be a burden for the city utility payers ?  
And if you're from out of town where will you stay if there is no camping ?

---

I like the natural one and also the orca one for a Washington feel.

---

Something more for the kids

---

I love the whale details.

---

Because it looks the most kid friendly. Something they would really like.

---

Looks fun and represents the PNW better.

Comments related to splash park style "D"

Keep it simple, it's a splash park for kids.

Love the water works and creativity!

Whales seem like they could be a good touristy idea. But as a mother I like the idea of just the open area where I can always see my child without big rocks making hiding spots.

Open

I don't see a huge difference between A and E other night lights/time of day, B has too many trip hazards, C is expensive.

More fun and safe. All ages can enjoy this, either fully emerged in the splash or on the outside.

Both "A & B" look dangerous to me. I would not be comfortable letting my children play around the faux rock structures. They will likely become slippery when wet and a clear line of sight is compromised with both options. "C" belongs in a theme park. "E" looks like a ton of fun... especially if the lights can be changed for holidays and community events. But, the lights wouldn't add much flair during daylight hours.

keep it open and NOT HUGE.

previous similar experience

Simple but still fun. Easy to navigate for kids of all ages.

Simple

Comments related to splash park style "E"

Art

Action both day and night

Looks good at night, but kids would get bored w/ this

This would look amazing from the proposed 2nd story conference room.

Beautiful but the park is closed at night & Whidbey Island is cold when the sun goes down. Would have looked amazing from a second story conference room.

Fun both day and night

Having seen that kind of splash park, the flat space is more flexible for other kinds of events.

Remember the fountain season is limited.

Our day light is limited through the year. The light feature could allow extended hours for playing during the short daylight days.

Lights and fun

Seems realistically less expensive than other styles

water going up, flat area, lights

Fun day & night

Natural rocks, nighttime lights.

Appealing both day and night. It also appears safer with good visibility and less edges.

ease of maintenance/cleaning.

A combination of A, D and E, I think - room for people to sit and watch, room for kids to run and play, and cool water patterns and lights at night. While B is beautiful, I think it would interfere with the view of the bay.



Nighttime illumination makes the splash park scenic and beautiful even when not in use.

**6. Why do you prefer the style inspiration you indicated above for the nature play area?**

Comments related to nature play style "A"

---

small kids like it

---

Need something traditional that can be used in winter

---

A. Safer option for littler kids But I really like the safe climbing/playing option of D w/ anchored driftwood + rock for big kids

---

Kids would like the best

---

Safe, cleanable

---

More for all ages

---

It has more for the kids to do. It will be a good alternative to the Fort Nugent Park which is always overcrowded.

---

Best for little ones

---

Seems more traditional. Ask the kids

---

Same....PNW feel

---

When I see all those rocks and logs I see the potential for some very serious injuries to children. The structured play park would seem to be a safer option and other existing parks similar to this in the area are very popular.

---

Good to have some slides

---

This design could accomodate kids from.different age groups and physical abilities

---

Fun!

---

I think kids will enjoy it the most.

---

It seems modern and fun.

---

A because it will provide the most people with something to do, the others are too limited and/or too much liability (giant rocks for climbing on? Ye gods....)

---

Kids preferred it

---

More appropriate for all ages.

---

Swings and bridges.

---

The beach is the REAL nature play area. This part should not be very large and should be geared toward small children. Windjammer Park should have large open grass areas for events like the car show and the large crowds of people for the marathon, Fourth of July, etc. Please don't fill it up "just for looks."

---

The only other park is fort nugent and my kids love a good playground to play

---

Variety

---

A is preferred, with a separate toddler park as they have at Fort Nugent. Natural play features as in C and D are also nice additions, but there need to be traditional elements like swingsets and slides.

---

So the kids have more places to play. The park used to be very busy and its use declined quite a bit after the kiddy pool was closed.

---

I like them all but A looks like it would accommodate many ages.

---

More than just a pile of logs and driftwood.

---

the island already has enough rocks and logs to play on

Important for smaller kids

---

My kids would prefer option A.

Comments related to nature play style "B"

Looks more fun for the kids, we already have something similar at fort Nugent as the first pic. This new one should be water focused

---

Same answer as last....

---

Looks nice

---

Looks fun. Love the hands on elements

---

Compatible with splash park.

Comments related to nature play style "C"

I want A C & D

---

I like the rocks-- it can play against the already present beach wood.

---

Fits with the natural elements

---

I think kids would enjoy climbing up the rock pile

---

More natural, and my kids like to climb

---

C. Looks like fun for kids, easy maintenance and natural.

---

climbing

---

I like the integration of natural elements with some more structured play, like the rope in the picture.

---

Rock climbing looks fun for kids. There is already plenty of driftwood to play on at the beach.

---

There is driftwood on the beach to play on, so D is out. We have Fort Nugent Park and the Rotary bought the town something that looks like A.

Comments related to nature play style "D"

Driftwood [illegible] present

---

? We have this naturally on the beach?

---

Natural, lower maintenance, much safer than "loose" driftwood on beach. Kids love rocks to climb on (also for C)

---

D and kind of a combination with C is what I'd prefer. Again I must point to Tacoma and request that we look to the Nature play area at the Tacoma Nature Center near Cheney Stadium as our inspiration.

---

Unique and natural

---

This is unique and unlike any other structures on the island. It feels natural and innovative. My kids would love this!

---

City beachy

---

I like a natural play environment

---

Looks most resembling island

---

It goes with the natural theme but is also very interesting and different and I think it will still attract kids.

---

It fits in with the natural look of the splash park.

---

I like the style of all of them.

Fits our town better

---

The wood detail fits with the natural driftwood on the beaches.

---

Fits the setting

---

It just looks pretty neat.

---

If possible, a combination of C and D would be great. The wood in D follows the driftwood that we get into the bay, and rocks provide a place for kids to climb.

---

Less plastic. Natural driftwood features easy to obtain and fit in with existing environment.

---

Pleasing, visually

### **8. Why do you prefer the style inspiration you indicated above for the wind shelters?**

Comments related to wind shelter style "A"

Glass will always be dirty

---

Neat idea... Could it be done w/ rocks instead of wood for seating?

---

i feel like the glass doesn't detract from the view, is more efficient at blocking the wind, and is less likely to splinter (like wood) from the weather.

---

Modern flow to match new Mason buildings

---

Does not block view

---

Simple and not view restricted

---

It presents a minimal obstruction of the views.

---

I like that they are see-through

---

Doesn't block the view

---

Because you would still be able to enjoy the view.

---

I like the clean lines.

---

I think people go and sit for the view and that option gives the most wind shelter without hindering the view.

---

Prefer the glass so it doesn't obstruct the view.

---

Don't block view of water

---

I love that it provides shelter without blocking the view

---

A would give the most open viewing of the beauty of the water, as long as there is a maintenance schedule to keep visibility high through them.

---

more visibility of the water

---

Less view obstruction, looks like it might need less maintenance.

Comments related to wind shelter style "B"

more natural

---

maybe use in between spaces w/ D.

---

Less buildings more open space.

---

Maintenance nightmare?

---

Too much wood (+ back of it is unattractive.)

---

none of the above, but like B in shorter stretches

beautiful and a walkway, double purpose

Clean and simple

It's open and large

B. Effective but retains visibility which is extremely important for parents and law enforcement/emergency services.

I think ground relief is a good way to go for wind protection.

Wood structure is ideal

It's beautiful.

It seems great and low maintenance

Matches the current boardwalk.

more natural

Offers more seating and more in keeping with the overall look.

fits whidbey's background and style

Looks nice

I have used B and A would be unnatural at WindJammer.

More cohesive with the environment.

This option is open and inviting and appears lower maintenance than the other options presented.

Because it looks NORMAL, beachy, and will be low maintenance.

It looks more natural

more natural

B or A - I just like they way they look.

Looks cost effective to build

actually, none of the designs shown would be suitable for our area or weather conditions.

Looked most effective

Less maintenance and less chance of being vandalized. Do we really need these?

It's a good natural look.

I think these are strange, but the one I chose I guess would fit in better.

#### Comments related to wind shelter style "C"

Good materials. Covered is good

Who would keep the glass clean? Not practical.

The look durable and artistic and will provide the intended wind shelter without completely obscuring views.

Not too much real wood, it isn't durable enough. Trex wood might be okay, or concrete that is formed in rough wood to give it woodlike texture.

Good shelter

Comments related to wind shelter style “D”

No. will be a homeless shelter

---

Like the glass, the walls + floor. Allows you to enjoy the view but be out of the wind + rain

---

Remind me of Whidbey Island.

---

Pretty

---

Looks the most natural.

---

Personal preference

---

open, room for seating and cover above

---

Simple and not so large as to obscure the view and no one has to keep the glass clean

---

Looks cool

---

Looks beachy. Appears you can see the water and be protected.

---

Tough choice between B and D. But I did enjoy the previous wind shelters, so I'll go with D.

**10. Why do you prefer the style inspiration you indicated above for the kitchens?**

Comments related to kitchen style “A”

Don't like. Looks too much like a drive-thru.

---

Looks old fashioned and not weather appropriate for here.

---

more visibility

Comments related to kitchen style “B”

Incorporate CCC/WPA look that was established @ Deception Pass State Park, Joseph Whidbey, etc.

---

Blends better w/ natural setting

---

Need more wind breaks

---

Great w/ metal roof, not composite shingle

---

Fewer buildings more open space. Building to fend off wind & rain and sideways rain.

---

I like the style of the Fort Nugent picnic shelters could we do something like that w/ an option of attached kitchen area?

---

Could we do sliding glass doors or roll up doors to allow space to be open or closed depending on the weather? Natural light = important

---

Weather here changes often. More enclosure is better

---

More open

---

Cook and prep area is more enclosed. Greater flexibility in an area very susceptible to weather extremes of wind and rain.

---

Roof and walls are important when it rains as much as it rains in Whidbey

---

Matches other parks

---

Personal preference

---

This appears to offer the most space/design.

It looks like it has more walls than the other ones, and more walls around the kitchen area, so it won't be so cold and you'd have more control of the temperature of the food.

Fairly large open sides allow for more options perhaps for vendors

Living here we need more shelter, the other two aren't practical

A is too open with the winds as they are. B has wind protection and C is still to open. If you built C to have the wind break walls facing the prevailing wind direction C would be good also.

It looks in keeping with simple homey, normal parks.

Something that combines sheltered space with open space is good. I don't like C - it looks like horse stalls.

We "normally" get a lot of wind, and sometimes, rain.

separate cooking and dining areas. also able to accommodate larger family groups.

Blend of both open and closed for weather considerations

Does that include a screened in porch eating area? I think that would be a really neat thing to see.

Simple design and adequate wind/rain shelter included.

No strong preference; all seem to be similar and workable.

#### Comments related to kitchen style "C"

Looks like a barn stall... Bad

I like the look of option C the best but I would like to see it the same size as option B and also with the enclosed kitchen of B.

indoor/outdoor look to it

Block wind

Modern indoor outdoor space

More modern and inviting.

It looks like a kitchen still but it's more open than the current installments

Simplicity

With the frequent winds, some amount of protection is necessary. A compromise between open area and enclosed area might work better.

It's clean and simple.

More shelter than A, more updated looking than B

Open

Looks the cleanest.

I like the design and how it includes tables

They look nicer than the others.

covered, some sides, feel homey

The other two are just way to typical.

openess

Private yet open

Looks cool

This option is very attractive and includes natural wood elements that will blend nicely with the landscaping and natural park features.

Looks modern and still fits the natural elements of the park

more modern but very usable

Northwest look.

Modern

Clean and modern

Simple, protected

C has good wind block.

Open, light

**12. Why do you prefer the style inspiration you indicated above for the restrooms?**

Comments related to restroom style "A"

more natural

like the natural contours & materials. Definitely need some types of showers near lagoon & beach

like outdoor shower to rinse off near splash park as kids leave the beach

Token operated heated showers. It is important for people.

The natural look.

Concerned about vandalism + durability with this desifn. Also no or very little natural light

The wood wood match the park.

It looks like a sauna which is fun and it's uniquely shaped

While a Portland loo seems more practical, many people would be turned away by them.

Creative construction

I just like the design flow.

Looks like it'd fit the theme the best.

Like the design

Those other ones look dinky

More natural elements are included in the design. I would be fine with a Portland Loo, but the exterior should compliment the natural surroundings.

Modern and natural.

A is good, natural materials with some fluid natural shape to it. B is good too in some places, but we also need restrooms near the lagoon that have showers to wash the water and mud off after play. The showers can be outdoor showers as long as they are wind sheltered, but here should be some protected changing spaces.

fit in with the park theme better

A or D I like the natural look.

Looks friendly and flows. C looked great but more fora forest. Will ther be outside showers? Will the restrooms throughout the park be different from the showers?

I should think that the restrooms should fit their location. Restrooms with a shower would be wise near the splash area, but not needed in other areas. Maybe the Loos could be placed in other areas, for the bare minimum necessities.

look

Looks more spacious.

Would go best with overall park design

Comments related to restroom style "B"



Like the Portland loo. In more "rural" areas of the park, incorporate some "screening" (coreten steel) to soften & blend it in.

Like Portland loo. Looks easy to maintain + good light + ventilation. (Are there options that would be warmer in the winter?)

How about a mix of several designs w/ cohesive materials?

[c] Don't like recilinear look

[C] Don't like look... (Looks like air conditioner.)

Working well in Portland

I'd love for them to be 24hrs

Simple, cost effective, more room for trees. Garry oak trees.

Less place for transients to trash, easier to lock up.

I like some of the other ones but I think this option is simple and not cost prohibitive like some of the others might be.

Simple

Smaller

Simplicity

Best one to fit in at the park

#### Comments related to restroom style "C"

visually appealing, looks private

A bathroom is a bathroom. I would put more money into other areas of the plan, and keep restrooms simple.

Cool looking

Big

I would prefer to have more toilets so that there aren't long lines at events like Holland Happening or the 4th of July carnival.

The are clean and natural.

c because they go well with the C kitchens but D would be great too, they are fun looking

more natural

Asceticly more pleasant A rusty circle ...really would create rust stains etc

#### Comments related to restroom style "D"

Nice, artistic, good way to have porta-potties for occasional use

Concerned about maintenance but it is interesting

I LOVE the idea of using art within the structure. However choice "A" is equally appealing.

Artistic

Cute

I like the rusted metal look

Personal preference artistic

It goes more with the modern design of the wind shelter

Looks cool

Since the park is used year round the completely enclosed would be better than getting a blast of COLD wind up your Kilt.

---

More durable and artistic.

---

those look great

**14. Why do you prefer the style inspiration you indicated above for the paths and walkways?**

Comments related to path/walkway style "A"

---

We have park all over that have trees. We need a park that has wide open spaces.

---

mix trails & open water views & path along waterfront

---

keep all pathways open to bicycles.

---

I like unobstructed views of the water

---

hard surfaces are easier for strollers, walkers and wheelchairs. A variety of trail/pathway designs would be nice in the park.

---

Seriously, an example of a hardwood forest?? This is Oak Harbor, A is the only example that even shows water.

---

A or d. Open to nature

---

You can ride bikes on it without impeding pedestrians.

---

Keep the paths close to water

---

Simple

---

I think more conventional walkways would be more popular. We have many other places to walk in nature within a short distance.

---

PNW feel

---

Open but sill has a natural feel to it.

---

Maintains a lot of greenspace

---

Open

---

Very open.

---

Personal preference open

---

I think A keeps some of the essence that windjammer used to be.

---

Toss up between A and D, only there aren't enough trees for D at this time. B and C require too much additional cost to make feasible.

---

Looks nice

---

Best fits the area. Also need a designated bike path through the park!

---

Simple, mostly grass.

---

Incorporates structured paths with the grass area.

---

looks like our own beach now.

---

Good mix between natural and urban.

---

Fits a beach setting.

---

Open, uncluttered, wider than paths we now have

---

Nice blend of all landscapes

---

I like that it's very open all around.

---

Open and clean.

Includes grassy areas as well as located near water.

---

It's pretty and would just work best for the area!

---

#### Comments related to path/walkway style "B"

[comment for all] Different in different areas

---

Love the benches and the greenery

---

I like that the walkway works around the trees

---

I like the trees and seating

---

#### Comments related to path/walkway style "C"

wide hardscape

---

openess

---

like "fractures" where landscaping pushes into walkway -not a straight line through

---

I like the variety of surface treatments - need to be wheel-chair friendly

---

It would be nice to incorporate play markings - 4 square, hopscotch, etc. maybe also a labrynth in the paving.

---

the change in elevation, stairs, winding paths and possibly differing paving stones would provide an eye pleasing and graded difficulty in the walking path. (i'd love some stairs for when i exercise or walk there)

---

trees, seating

---

Wide and solid paving for easier handicap, bicycle and baby carrige use and our current walkways are to narrow one party or the other has to leave the paved area not to mention when folks stop to talk and others have to move off the paved area....

---

If financially not too much money, the combination of textures is really nice.

---

Looks open yet protected

---

It is paved for easy wheelchair, walker and bike access.

---

#### Comments related to path/walkway style "D"

nature look

---

help bring in birds

---

would be better across street at wetland area

---

not wheelchair friendly

---

Enjoy nature

---

We love nature!

---

D. With some benches. GARRY OAKS for summer shade and winter light and visual appeal. These also grow quicly if watered but are very drought tolerant and are native to OAK Harbor.

---

It is natural and doesn't distract from the views of the water.

---

It seems to be the more "ecological" option

---

Natural is best.

---

I think that the paths that the park has are perfect. The park is naturally beautiful and doesn't need anything extra to add to the walkways.

---

more natural

---

Island life

---

If we are going to create nature walks, I would like them to be full of nature and more similar to a hike than to a path in an inner city.

---

I love nature looking walk ways

---

I love walking through nature not city streets.

---

More cohesive with nature and less upkeep and water use

---

Nature

---

gravel walk-ways are skate-board proof!

---

I'm all for as much of the natural beauty of this area as possible!!

---

Option B and C looks like something from a college campus!

---

Most natural feel

### **16. Why do you prefer the style inspiration you indicated above for the park furnishings?**

Comments related to furnishings style "A"

---

comfort w/ style

---

more open

---

durable materials

---

feels like it is proper scale

---

good for kids to climb, sunning, sitting

---

looks relaxing and easy to replace if damage occurs

---

More versatile

---

A. Is simple and scaleable

---

I think A provides a more durable product in the marine environment.

---

Same. Personal choice

---

random, clean, different types of seating

---

Cleaner look

---

Natural materials, but providing a variety of functions - not just sitting. Easily cleaned and durable.

---

Fits well with the walkway and paths option.

---

Looks easier to maintain while providing ample seating.

Comments related to furnishings style "B"

---

Comfort

---

comfortable

---

ease of rising from sitting

---

How do these change when skateboard deterrents have been considered?

---

[D] I like the concept, but it looks kind of cheap.

Need seats with backs on them.

---

From the perspective of a handicapped individual this option looks the most comfortable.

---

Looks nice

---

I think they look simple yet still comfortable. Some of the other ones look really nice aesthetically but don't look like they'd be very comfortable.

---

B looks like furniture and appears more skateboard proof than the others Also portable if repairs are needed or more seating for events located elsewhere in the park

---

Park furnishings should be salt-water durable and easy for city staff to clean, while being attractive and able to blend with the natural environment.

---

Modern, functional, and natural

---

inexpensive and functional.

---

These type of benches are stand alone and easier to keep clean with the seagulls

---

What about the current dedicated seating? Are you going to keep it or move it somewhere else?

#### Comments related to furnishings style "C"

---

Like the wood/log look

---

Natural, but structured - looks cool

---

Consider looking at small pocket parks at Alderwood Mall made of rock. Top is polished, too short to lay on + durable, nice water features + looks inviting + natural

---

"undulating" stone benches. Also @ Alderwood Mall. Zero maintenance. [drawing] made from solid stone column.

---

[comment for all] Park bench memorials should be moved from the bench they are on to another bench.

---

Rustic beauty

---

Simple but nice

---

Pleasing to the eye, less concrete jungle

---

Discourages skateboarding more than some of the longer concrete structures. These are for sitting not skateboarding

---

Fits the theme the best.

---

I like the natural wood style.

---

It's clean and simple

---

C because it appears to be less-easily vandalized

---

more natural

---

I just picked one, I like them all.

---

Unique

---

very functional and maintenance friendly

---

I love the look of this bench style. Nice natural elements but sturdy and simple.

#### Comments related to furnishings style "D"

---

I like the style with the rocks and wood

---

Look to be low maintenance. All should be graffiti resistant.

Comments related to furnishings style "E"

Simple

Matches he bathroom I like.

They seem budget friendly but able to accomodate people from different ages group

Simple

Doesn't need to be fancy

It seems to match the walkways I like.

Looks cool

Don't know. Just feels right.

It makes a clean design statement, with plants as part of the style.

Easy to clean and fix

Garden areas and benches with backs

I think D or E are good. They offer plenty of seating with seat backs. Some people need the back support.

## Project operations

*What do you do in the park now? ("Other" responses)*

I attend to and play baseball games.

Take dog out to exercise

Fly kites and small models. Acting - stage.

Attend city events, car show, beachcombers bazaar, 4th of July

Catch Pokemon

Patrol

Patrol

Walk my dogs

new to area

Camping

Everything

I have Parkinson's and i appreciate a walkway benches and bathrooms

Launch and return on paddle craft. (Outrigger Canoe/Kayak/SUP)

have a good time!

Camp

Bike cruising

Watch Little League Baseball

Cycle

*What do you wish you could do in the park? ("Other" responses)*

RV PARK!!!

More easily get to the beach

Kayak rental, fishing pier

Walk along water's edge, meet friends for coffee

---

Relax

---

Walk to the beach w/ easy access

---

Bocce courts please!

---

Dance recitals - Shakespeare in Park

---

Play in splash pad/spray park

---

Kid friendly activities year round

---

Splash park

---

Launch kayak

---

Splash park

---

Safely play at playground

---

Splash park

---

Get coffee. It would be nice if there was more toddler friendly play equipment.

---

Maybe exercise stations

---

Please put in something for kids so parents will stop complaining there is "nothing for kids in Oak Harbor."

---

Splash park

---

Camp, attend Community events

---

Safe swimming area for children and families. NOT the lagoon. The debris, gunk and likely discarded needles litter the lagoon and pose a real danger to all who dare to venture into the water.

---

Splash park

---

Park My RV

---

View native ecosystem plants in the park's landscaping.

---

Launch kayak

---

Nice wslkways and disability parking

---

RV Parking

---

Launch and return on paddle craft.

---

Park larger RV

---

enjoy the wild life;birds

---

have a good time!

---

Camp

---

Enjoy art

---

Launch raft, kayak or canoe

*Which of the following features would make the park more useful? (Other responses)*

RV PARK

---

Wash/shower areas for people kayaking, fishing, swimming, to rinse off the salt water.

---

Coffee/soft drink cart on weekends

---

people/dog friendly water fountains

---

Free Wi-Fi

---

Splash park

---

More kid friendly activities like a splash pad,



Access to covered areas with fun activities for kids during colder weather when we all feel cooped up in our homes. A way to get the community out and kids at play

Life guards

Better access to beach

More paths and walkways. More or better areas for children to play.

More activities to do with my child

Nothing I can think of

Please just something for kids so the parents will stop complaining "there is nothing for kids in Oak Harbor."

More Covered spaces and small wind breaks

Conference Center/Multi-purpose Room

Splash park, a place to swim

Keeping the RV park

More native plants and natural areas between monoculture multi-use lawns and buildings and pavement.

Wi-fi so folks could take their laptops to the park and work in the park

Better RV park

multi-use

outdoor movie screen for summer movie nights

Bigger full hook up campground.

*What makes the activities you listed in question 2 difficult to do today?*

Access across beach due to drift wood

Cold

cold weather& no planned community events

Concern over clean water to swim in. The little swim area seems not clean. There are not enough bathrooms either that are open.

Construction of the water source

Current construction, otherwise they are not that difficult.

Grilling areas are limited and the wind shelters actually block the views.

Gross water

I don't think it is hard.

I'm not sure the activities are difficult now, but rather, I think an updated park setting would appeal to more users and make it a more comfortable and lovely place to spend time.

Its being removed. I believe we need it. It brings tourists that support our local businesses and helps us to be a destination.

It's cold Not up to date on the area

its not very child friendly. Dirty, boring and not pleasing to the eye

I've never attended a concert in the park because I don't think there has ever been one?

Lack of life guard

Lack of more than one park and the lagoon, and transients loitering.

Lagoon isn't good for kids

---

Lagoon sanitary conditions/water quality is unknown. There are not enough picnicking tables and park benches available. Kids play ground is too small for the amount of kids it hosts.

---

logistics

---

No amphitheater and lagoon is filthy

---

No amphitheater for concerts.

---

No facilities for concerts. Facilities for family or community events very outdated. Lagoon not fit to swim in.

---

No facility large enough to rent on the water.

---

No outdoor venue practical for a large concert. The water is very cold to swim in.

---

No parking, poor beach access.

---

No place for concert; cook/grill areas old and dilapidated primarily used by homeless; not much artwork in the park.

---

No place to do it

---

No splash park...

---

No wind barriers, grills are poorly maintained. Space is limited with the construction.

---

Not enough camp sites. Not enough parking and handicap parking for events

---

Not much of a stage. And sometimes the lagoon is very crowded.

---

Not very good cooking facilities. I'd love to see a splash park for young children. It would be wonderful if there were firepits to have a fire.

---

nothing :)

---

Playground falling apart. Hosting large groups is hard because not a lot of seating

---

Poor kitchen facilities, no weather protected meeting building.

---

Removed swim area. The areas in which are supplied for family events are not up to date

---

room

---

Seldom scheduled.

---

Suitable amphitheater

---

Swimming space isn't really good for little kids. Splash park would solve the problem!

---

Swimming. The wade pools were a highlight of many summer days spent at City Beach. The lagoon is not a safe swimming area for anyone. Certainly not children.

---

The facilities for picnicking (restrooms, grills and kitchens) are dated, rusting and smell terrible.

---

The few kitchens are booked summer weekends. Parking is an issue with the construction.

---

the lagoon (where I learned to swim in 1966) has turned into a filthy cesspool due to no maintenance, and lack of tidal flushing that it originally had.

---

the lagoon is a filthy, disgusting sewer.

---

The lagoon isn't safe to swim in

---

The new waste treatment center consumes a bigger part of the park. I think it was foolish to use more of the park taking space away from the sports fields from the kids. It is an eyesore and I also think it is foolish to not bring back the RV park, which brought tourism to the city year round.

---

There are none.

---

There is no smash park or swim in area, except for the Nasty lagoon.

---

There is not a splash pad/spray park so it's impossible to do so. We often end up leaving the island for this very activity.

---

There is not a stage or amphitheater

---

There's not a coffee cart. Most of the playground equipment is directed towards bigger kids.

---

Too much driftwood build up. If one section could be kept clear somehow to provide safe access to the water, that would be nice.

---

---

Upkeep

---

We need a plaza for events

---

Weather permitted

---

While the existing park has some native species, it's very much a grass monoculture. It's important to the community to keep large multi-use lawn spaces for events, but I would like to see significantly more native species added to the park's landscaping in order to make it fit with the local environment and provide habitat. I think this could be accomplished while still provided for civic and recreation uses of the park.

*To what extent do existing rentable spaces fit your needs? ("Other" responses)*

NEVER

---

Have never tried to rent a space before.

---

It's been a long time

---

I have never tried to rent space for an event.

---

I don't rent spaces.

---

I don't rent space

---

I don't rent space

---

I wasn't aware of the process of the rentable areas.

---

I would rent but they are too open and usually cold.

---

I don't rent space

---

Have not rented spaces.

## **Future of Windjammer Park**

*What are you most excited to do in the future Windjammer Park?*

Please no oak trees in park!

---

Visit the park during big public events

---

Take kids to splash park!

---

Walking or riding bikes on trails

---

Music venues

---

Would love to have pickleball courts - rapidly growing sport among seniors and young adults!

---

Bath rooms first

---

Events: all kinds

---

small + intimate

---

large + busy

---

More beach access [arrow pointing from another participant: What they said!]

---

Swim, play in sand

---

Fly kites, play in splash park

---

Fly models and shoot pictures + movies

---

wide open spaces

---

Want it to be safe to walk in different areas and activities, easy for people from all generation to find a place to be + enjoy

Car shows  
Concerts  
Meet friends there  
Walk  
Look at oak trees

---

Event spaces & the utilities to support them (wifi, electric, water) & some "destination" spots (splash park, plaza, stage)

---

Play, celebrate, meet friends  
Need nooks or small spaces  
need areas where larger groups can gather

---

It would be good if basketball courts were covered

---

Simply enjoy the great energy that the park offers.

---

I, just as most people are am very clearly most excited about the addition of a spray park to Oak Harbor.

---

I, just as most people are am very clearly most excited about the addition of a spray park in Oak Harbor.

---

Walk along the beach trail.

---

SPLASH PARK for my kids!

---

Bring my children

---

Play in the splash park and host Hike it Baby hikes!

---

The splash pad with my kids and concerts in the park with my husband.

---

Splash Park! It is the way recreation is going. It is fun and easy. Just make sure it is open enough for parents to see the kids at all times. Safety number one. In addition, the ground is very slippery, so if there is a way to reduce that, then go for that too.

---

Visit more and make memories my child can remember from her city

---

Updated, facilities that aren't completely disgusting (namely bathrooms) and a place to hang out in the summer. Besides the lagoon and some park equipment... There's nothing to do down there. Certainly nothing spectacular or nice. I just want it to be a beautiful spot that we can be proud of... That people WANT to hang out at.

---

Splash park

---

Go to events

---

Walk and enjoy the waterfront

---

Walk and enjoy waterfront

---

Play and enjoy the splash park

---

Swim and kayak with granddaughter.

---

Enjoy nature.

---

Experience the location and walk. Experience concerts.

---

experience the location and walk

---

Splash park for my kids!

---

Splash park for the kiddos

---

The nature park;) )

---

Splash pad...if we still live here when this is all complete.

---

Nature play area and the splash pad for my son to play in

---

Take my grandchildren to swim or play in the renovated playgrounds, lagoon, and splash park. Also attending or participating in events in the future.

---

Splash park!

Splash park and nature walkway!

---

Splash park

---

More activities for families

---

To have an updated place to enjoy with my kids.

---

The splash park!!

---

Im excited to have a modern beach space to bring and hang out with friends and family.

---

Walk the paths and trails, watch my kids play at the splash pad.

---

for the crane and mess to be gone

---

I'm excited for the splash park and nature play area.

---

Enjoy a walk without a great deal of wind.

---

I am very excited about updates for the kids. The park is really nice but I wish there were more activities for little ones to do. If you make activities for kids, then families feel more welcome.

---

Look for Whidbey Island Rocks

---

Splash park!!! Updated kitchen, parks, restrooms...Updated everything! Oak Harbor needs a revitalized look.

---

Splash park!

---

Walk from the park to the marina.

---

Return to enjoy what I did as a youth. Swim, Enjoy the 4th of July and Picnic.

---

Same as always

---

4th of July and gatherings with the Family.

---

Park at the RV Park!!!!

---

Splash park

---

Enjoy more natural areas that have Garry oaks and other native plants included.

---

Park again!!

---

Have an old fashioned Fourth of July, and the Big Car Show. Enjoy LOTS of grass, see the teen-agers able to play basketball, have a place for LITTLE children to play while the grade school age and older kids play in the logs ON THE BEACH.

---

I will continue to use the park weekly and will always support our city in it's endeavors to benefit the community.

---

Feel safe when walking and enjoying events in the the park.

---

Walk and enjoy the beach

---

Hang out and enjoy it!

---

Not to see that damn crane swinging around in the sky any longer.

---

Walk there and feel safe; not having skate boarders, bicyclists run me down, and no druggies.

---

I think the plaza is a wonderful idea. It would be great for festivals and the farmers market. Will there be parking close enough to be useful?

---

everything

---

I think having lots of parking and a venue that supports things like music festivals and other public events that draw car shows, motorcycles, cooking, arts and crafts, farmers markets are good things.

---

Take a pleasant stroll and see all the changes in place.

---

Enjoy it! :-)

---

Updated facilities.

---

Taking the kids rock hunting without them having to use nasty bathrooms. The will hold it if they can because they don't want to go in.

Walking and cycling, and enjoying the beauty.

concerts and other activities. Bring people to the park. Be people to the city for increased tourism.

Watching it be finished.

Have less obstructed access to the beach.

## **Other comments and final thoughts**

*Do you have any remaining comments on the initial design phase?*

A labyrinth would be a welcomed addition to the park. There is a space near the windmill that would not be intrusive where anyone interested could engage. In the Bellingham Park District there is one such labyrinth and I believe the plans are available.

The time table for getting the Splash pad/Spray Park constructed must be brought up to being finished at the same time that the wastewater treatment plant and plaza are to give the community a good taste about a project that we otherwise do not. Also I'd be remiss if I didn't again mention that I'm very hopeful that we'll look to the Spray park in Tacoma's Wright Park as our inspiration.

The timeline for completing the Splash Pad/Spray Park must be accelerated to being completed at the same time as the wastewater treatment plant and plaza are. This is the best way to give the community a good taste on a project we otherwise do not.

Please include Garry Oaks in the final landscape plan. That is what Oak Harbor is named for.

Make sure there are Garry Oaks in the landscape. They are the oak Oak Harbor is named for.

Since the splash park is considered seasonal, play structures in the splash park could double as playground equipment so the park area can still be used year round.

No.

More water fountains all around the park would be nice as well as bathrooms, especially for those of us that have little ones.

No

What will happen to the ball fields? Keep the natural feel.

What will happen to the ballfields?

Use of Garry oaks is smart for many reasons: shade in summer, light in winter, extremely pleasing visually, evocative of natural history. Emblematic.

Did I mention...Garry oaks?

no

PNW feel and design would be nice

How exciting!

If the plaza is designed to host markets and vending event opportunities that would be awesome but would suggest placing permanent tie downs in the concrete to minimize issues with wind that close to the waterfront.

None

At first I was upset because the plans eliminated the campground and I was hoping maybe the intention was to relocate it to where the current ball fields are.

I like the natural look of the park. It's a truly beautiful park and while I agree that updates will be beneficial I think that using the natural beauty of the park is the best option. I think any structures should be durable, sturdy, and unable to be moved due to concerns about weather and vandalism.

keep it clean

I hope that everything is kept natural but with a modern twist.

KEEP THE CAMPGROUND This produces revenue attracts out of town visitors to our city We have something here that you don't find available anywhere else let's promote it not close it

Super excited for this!

---

Not at this time.

---

Just remodel the existing buildings, completely clean the lagoon and reinstall the slide.

---

No.

---

I question the wisdom of removing the RV area. Aren't they the tourists that we are looking for?

---

Keep the RV Park !!!!!

---

Wish you could keep the RV Park!

---

I believe there should be many plantings of Garry Oak trees. The city is Oak Harbor after all, and there is something majestic and beautiful about the oak trees along the waterfront area. Just look at the existing oak trees near Regatta and Pioneer Way, breathtaking.

---

I would like to see as many Garry oak trees included in the design as possible. Garry oak trees were at one time very prevalent in our city. Development and human activities have reduced their numbers greatly. If we can include many Garry oaks and related ecosystem plants in our park it will provide critical Garry oak habitat and help to restore the Garry oak in Oak Harbor. After all, it is our city's namesake. We should do everything in our power to restore this tree to the prominence it once had, and there's no better place than the city's premier waterfront park! Overall, I'm very pleased with the balance between natural areas and civic use. I think the lack of natural areas and native landscaping made the existing park less enjoyable. We need a balance of multi-use grass and native plants to have a fun, balanced, and healthy park experience.

---

Needs a designated bike/running path. So many of us use the paths for exercise but often cannot due to the crowds walking or standing on existing path. If a designated path was meant for exercise (not paved!), it would keep us out of their way.

---

PLEASE KEEP AS MANY EXISTING TREES AS POSSIBLE. Every tree is bigger than you will plant in this project, and we need them. Trees are one of the most valuable elements in the park now. I don't want the park to reflect MODERN. I want it to look old and normal and homey. Don't give us "sand dunes" Thank you for hearing the people of our town.

---

Biggest concern of mine is that the RV parking may be removed. This is a key component in our community! People just moving here can stay here while home hunting, families of residents stay here for vacations, all of people who stay here during the year mean additional revenue to the entire community! The downtown area of Pioneer gets a big boost from these people. Please keep the RV area!!

---

I do not think the City should be in the business of running an RV Park. The City should aggressively encourage the development of the "Freund property" across from the current RV Park, perhaps by KOA or some other big campground company. Provide tax incentives, waivers of impact fees, whatever is needed to make it attractive for development. I would encourage the city to wire the park with widespread Wi-fi, and also wire it for security cameras. Even if security cameras are only turned on during hours when the park is closed, I think the park should be set up with them now.

---

Please re evaluate the RV parking and have a plan in place for Oak Harbor to continue operating it.

---

The RV park needs to stay. It is such an amenity to the city and the area. I do not agree with it being taken away, or re-located at all.

---

Please do not get rid of the RV park! It is vital to the community. The city nets more than just the overnight fee. These people who are renting spaces are spending money out in the community at shops, restaurants, etc. The city benefits greatly by these spaces being available to rent.

---

I'm concerned about the loss of waterfront parking. Hundreds of people use it everyday to have lunch, read or just relax. In winter this is probably the most used area of the park besides the walkers. When the parking is moved away from the water, will the police budget be increased to cover foot and bike patrols? Having people around is what has kept it a safe family place.

---

Would like to use reuse water for the wetlands. I've walked city beach for the last twenty years. And have seen the changes from Season to season. A great deal of thought and money is going to be needed to address the erosion issue that will continue to happen years to come.

---

shower facilities are a must for any park with beach/saltwater access. the park used to have them, but it's been many years since they've worked. anything that is done has got to have enough budget resources to maintain!

---

I think the ball fields and campground are important elements. If you have problem with homeless people then fix that problem.

---

Thank you for caring and asking! :-)

---

Yes, I am not supportive in moving the Windmill or the ball fields. The ball fields draw more than half of the people that visit the park annually outside of huge events like the car show. You have the ability to redesign this park by keeping some elements of the city's past. Moving the windmill is a mistake. You will have to build a maintenance shed after you move it anyway. It is ICONIC, you say so yourself.

---

Review the RV park option. It's a big draw in OH. Perhaps locating the new RV park in the region of the old ball fields (after they are removed) would place the RV occupants within easy walking distance of downtown shops and restaurants, possibly increasing downtown tourism.

---

Include water desalinization plant.

---

Present your funding plan for public review. Present your maintenance plan showing how the new park will be better maintained than the current one.

---

KEEP THE RV PARK

---

I live next door and consider the park my backyard. Was on CAG

---

My favorite part of using the park is the amazing views, followed by the variety of wildlife. More walking trails along the beach would be good, along with increased signage about the history and the natural environment. Maybe include view areas with spotting scopes.

---

Please plan on incorporating several Garry oak trees into the landscape plan. Querars garryana is the namesake of Oak Harbor & would thrive in the park environment.

---

the general idea looks great. I'm a bit worried about secluded areas where crime could happen.

---

Love the plan - would like to see Boccee Courts as part of the active areas

---

Token run hot showers are important. A way to warm up and get the sand off.

---



## Appendix 2: Notifications

Display ad in Whidbey News-Times

# Share your feedback on the future of Windjammer Park

With construction well underway on the Clean Water Facility, it is time to design the park that will surround it for generations to come.

**Join us**

**In person**  
Thursday, January 12  
5:30 - 7:30 p.m.  
Skagit Valley College  
1900 SE Pioneer Way

**Online**  
January 12 - 26  
[windjammerpark.participate.online](http://windjammerpark.participate.online)

treatmentplant@oakharbor.org  
www.oakharborcleanwater.org/park  
Questions? Call 360-914-7000



Postcard sent to Oak Harbor residents

City of Oak Harbor  
Clean Water Facility Project

January 2017

# You're Invited

Share your feedback  
ON THE FUTURE OF WINDJAMMER PARK

With construction well underway on the Clean Water Facility, it is time to design the park that will surround it for generations to come.

This initial phase of design builds on the Windjammer Park Integration Plan adopted in mid-2016.

**Help the City of Oak Harbor:**

- Design specific, initial park elements – like a splash park, playground and plaza spaces
- Understand how you hope to use the park in the future



**The current phase of the Windjammer Park Integration Plan.**

Place moving ahead	Renovated lagoon
Gateway entrance with enclosed amphitheater	Splash park
Parkway	Playgrounds
Space for programming	Restable spaces and sport courts
Multi-use lawn	Waterfront trail and nature walk
Stage/amphitheater	

**Join us - In person**  
Thursday, January 12  
5:30 - 7:30 p.m.  
Skagit Valley College

**Join us - Online**  
January 12 - 26  
[windjammerpark.participate.online](http://windjammerpark.participate.online)

treatmentplant@oakharbor.org | www.oakharborcleanwater.org/park  
Have questions about the project? Call 360-914-7000





865 SE Barrington Drive  
Oak Harbor, WA 98277

## You're Invited

Share your feedback on the future  
of Windjammer Park

**Join us - In person**  
Thursday, January 12 | 5:30 - 7:30 p.m.  
Skagit Valley College | 1900 SE Pioneer Way

**Join us - Online**  
January 12 - 26 | [windjammerpark.participate.online](http://windjammerpark.participate.online)

Slide for Channel 10 news

City of Oak Harbor  
Clean Water Facility Project  
**Windjammer Park Design**

*You're Invited!*

Share your thoughts on the future design of Windjammer Park

**Online**  
January 12 - 26  
[windjammerpark.participate.online](http://windjammerpark.participate.online)



Yard signs in Windjammer Park

City of Oak Harbor  
Clean Water Facility Project  
**Windjammer Park Integration Plan**


*What will be here next?*

**Share your feedback on the future of Windjammer Park**

**Join us**

**In person**  
Thursday, January 12  
5:30 - 7:30 p.m.  
Skagit Valley College  
1900 SE Pioneer Way

**Online**  
January 12-26  
[windjammerpark.participate.online](http://windjammerpark.participate.online)



Facebook post

**Share your feedback  
on the future of  
Windjammer Park**

With construction well underway on the Clean Water Facility, it is time to design the park that will surround it for generations to come.

**Join us**

**In person**  
Thursday, January 12  
5:30 - 7:30 p.m.  
Skagit Valley College  
1900 SE Pioneer Way

**Online**  
January 12 - 26  
[windjammerpark.participate.online](http://windjammerpark.participate.online)

treatmentplant@oakharbor.org  
[www.oakharborcleanwater.org/park](http://www.oakharborcleanwater.org/park)  
Questions? Call 360-914-7000

**CITY OF  
Oak Harbor**  
WHISKEY ISLAND, WASHINGTON

**City of Oak Harbor**  
Like This Page · January 6 · 🌐

~ You're Invited ~  
In person location will be at Skagit Valley College, Oak Harbor campus, in Oak Hall, Room A306

Like Comment Share

Chronological

2 shares 1 Comment

**Cheri Moss Greg**  
Like · Reply · January 12 at 11:30pm

Write a comment...  
Press Enter to post.

**Connect With Facebook**

- Facebook** 183,490,471 likes
- Facebook Engineering** 8,876,546 likes
- Internet.org by Facebook** 7,820,621 likes
- Mark Zuckerberg** 85,160,296 followers

## **Appendix 3: Online Open House Content**

---